

Interactive
Comment

Interactive comment on “Assessment of small-scale integrated water vapour variability during HOPE” by S. Steinke et al.

S. Steinke et al.

ssteinke@meteo.uni-koeln.de

Received and published: 16 December 2014

The comment was uploaded in the form of a supplement:
<http://www.atmos-chem-phys-discuss.net/14/C10260/2014/acpd-14-C10260-2014-supplement.pdf>

Interactive comment on Atmos. Chem. Phys. Discuss., 14, 22837, 2014.

Full Screen / Esc

Printer-friendly Version

Interactive Discussion

Discussion Paper

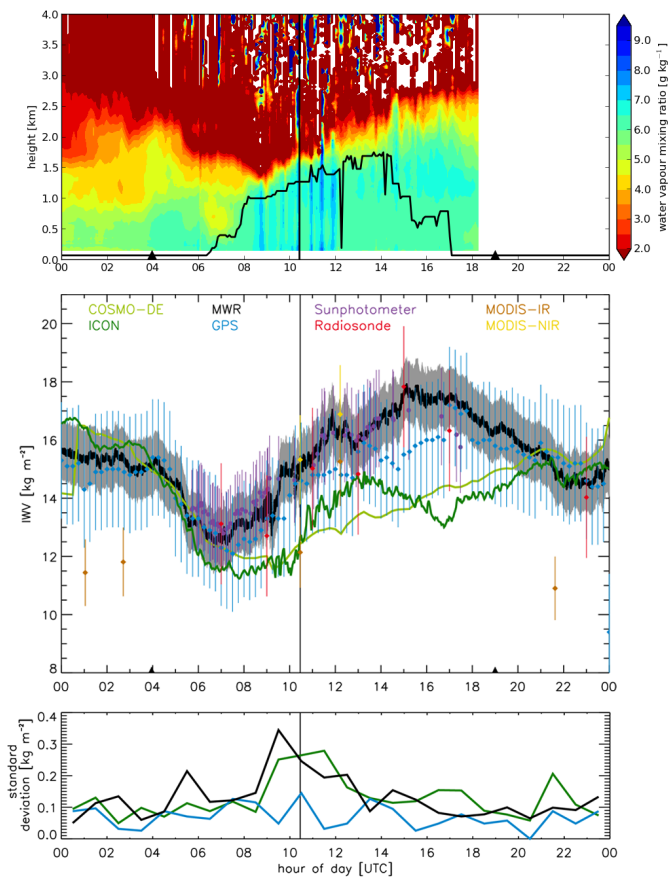


Fig. 1. Fig.2: Time series for 5 May 2013, top: Vertically resolved water vapour from BASIL, middle: All IWV measurements and their corresponding uncertainties, bottom: Trend reduced standard deviation

[Full Screen / Esc](#)[Printer-friendly Version](#)[Interactive Discussion](#)[Discussion Paper](#)

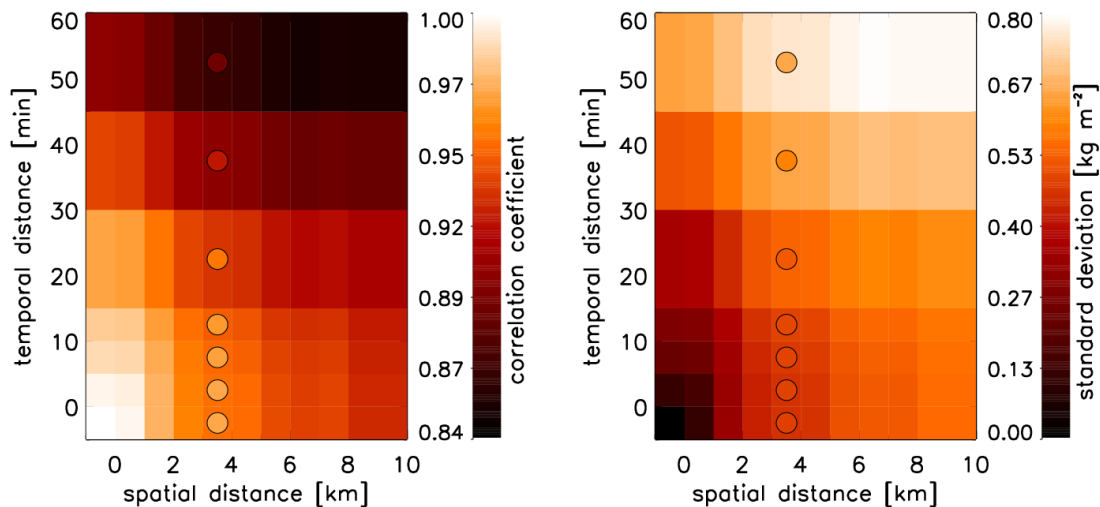


Fig. 2. Fig. 4: Correlation coefficients and standard deviations of IWV from ICON grid points (circles: MWR measurements) as a function of temporal and spatial distance.

[Full Screen / Esc](#)[Printer-friendly Version](#)[Interactive Discussion](#)[Discussion Paper](#)

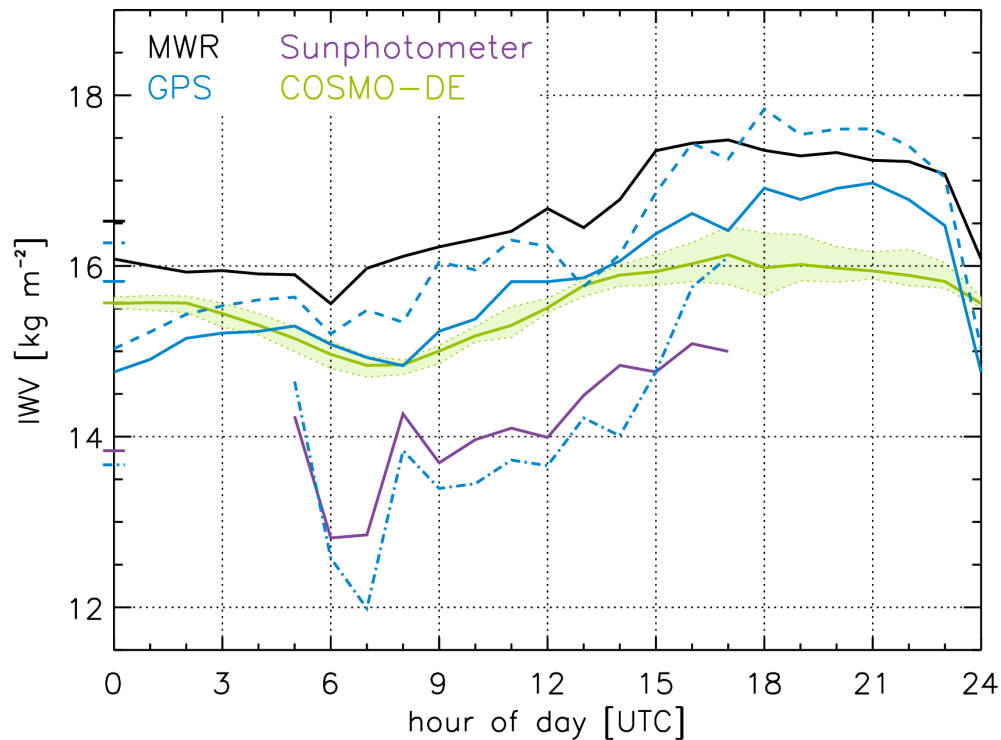
[Interactive
Comment](#)

Fig. 3. Fig. 9: Mean diurnal cycle of IWV during HOPE.

[Full Screen / Esc](#)[Printer-friendly Version](#)[Interactive Discussion](#)[Discussion Paper](#)